




landscape • entertainment • architectural • hospitality • illumination

DL-22-CWM DIRECTIONAL LIGHTS





WALL MOUNT LIGHTS DL-22-CWM SERIES



TYPE

SPECIFICATIONS

CONSTRUCTION: Copper or aluminum wall mount bullet with brass 360° adjustable swivel; single and double bullet versions available

LENS: High impact clear tempered flat glass

LAMP SUPPLIED: 20w MR16 FL(BAB) 5000 hours average rating (35w max)

LAMP OPTIONS: We recommend 50,000 hour ARROW 4w LED (-LED) or 40,000 hour 5w (-LED5) or 7w (-LED7) ARROW Super Saver LED

SOCKET: High temperature ceramic GU5.3 bi-pin with 250°C silicone lead wires

WIRING: Black 5 foot 18/2 zip cord from base of fixture (12v only)

For 25 foot 16/2 fixture lead wire add -25F to catalog number.


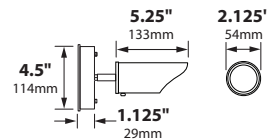
CONNECTION: FA-05 Quick Connector (not supplied) from fixture to main cable (12/2, 10/2 or 8/2 only)

MOUNTING: FA-24-LGSPUN-COP canopy with hardware and screws supplied

FINISH: Unfinished copper. Optional finishes available

Aluminum-Black texture polyester powder coat. Optional finishes available.

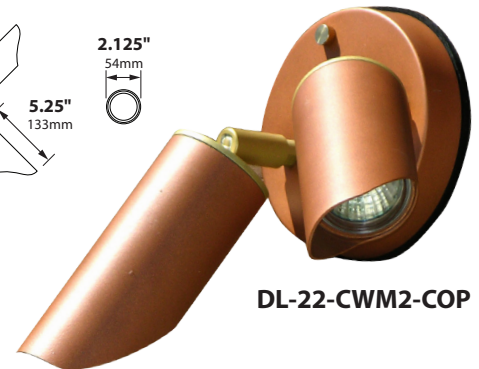
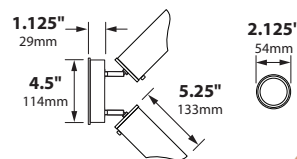
NOTE: 75 watt internal transformer (HW-12-75) available; see ordering information below



DL-22-CWM-COP

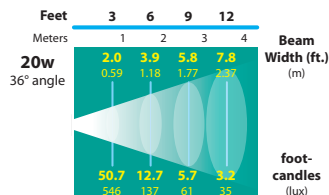
ORDERING INFORMATION

CATALOG NO.	DESCRIPTION	LAMP	SHIP WEIGHT
DL-22-CWM-COP	Copper Wall Mount Bullet	20w MR16 FL(BAB)	3.0 lbs.
DL-22-CWM2-COP	Double Copper Wall Mount Bullets	2x 20w MR16 FL(BAB)	5.0 lbs.
DL-22-CWMT-COP	Copper Wall Mount Bullet with 75w internal transformer	20w MR16 FL(BAB)	3.0 lbs.
DL-22-CWMT2-COP	Double Copper Wall Mount Bullets with 75w internal transformer	2x 20w MR16 FL(BAB)	5.0 lbs.
DL-22-CWM-BLT	Aluminum Wall Mount Bullet	20w MR16 FL(BAB)	3.0 lbs.
DL-22-CWM2-BLT	Double Aluminum Wall Mount Bullets	2x 20w MR16 FL(BAB)	5.0 lbs.
DL-22-CWMT-BLT	Aluminum Wall Mount Bullet with 75w internal transformer	20w MR16 FL(BAB)	3.0 lbs.
DL-22-CWMT2-BLT	Double Aluminum Wall Mount Bullets with 75w internal transformer	2x 20w MR16 FL(BAB)	5.0 lbs.

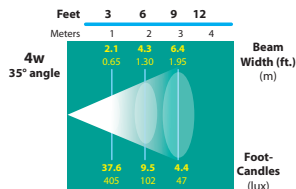


DL-22-CWM2-COP

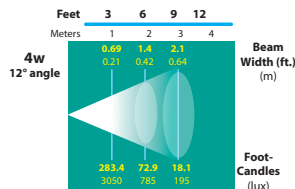
LIGHT DISTRIBUTIONS AND PHOTOMETRICS



FL-13-BAB-FG



FL-LED-MR16-BAB



FL-LED-MR16-ESX

BEAM/GLARE CONTROL ACCESSORIES

FA-08-21	Round 1/4" Hex Cell Louver
FA-11-RXD02-BLUE	Blue Tempered Glass Insert Lens
FA-11-RXD02-GREEN	Green Tempered Glass Insert Lens
FA-11-RXD02-AMBER	Amber Tempered Glass Insert Lens
FA-11-RXD02-RED	Red Tempered Glass Insert Lens
FA-98-02	Linear Spread Tempered Glass Lens
FA-104-36C16	Wide Spread/Softener Glass Lens for RXD-02 Copper Series
FA-104-RXD02ALUM	Wide Spread/Softener Glass Lens for RXD-02 Aluminum Series



JOB INFORMATION	
Type:	Date:
Job Name:	
Cat. No.:	
Lamp(s):	
Specifier:	
Contractor:	
Notes:	
FOCUS INDUSTRIES INC. 25301 COMMERCENTRE DRIVE LAKE FOREST, CA 92630	
www.focusindustries.com sales@focusindustries.com (949) 830-1350 • FAX (949) 830-3390	

Black Texture (Standard)	Antique Verde	Bronze Texture	Camel	White Texture	Hunter Texture	Rust	Weathered Iron	Weathered Brown	Stucco	Rubbed Verde	Chrome Powder	Acid Rust	Acid Verde	Black Acid Treatment
-BLT	-ATV	-BRT	-CAM	-WTX	-HTX	-RST	-WIR	-WBR	-STU	-RBV	-CPR	-BAR/CAR	-BAV/CAV	-BAT