



landscape • entertainment • architectural • hospitality • illumination

# DL-42/43/45 SERIES DIRECTIONAL LIGHT



DL-43-LEDM11-BAR w/ FA-24MD-BAR



DL-42-LEDM7-BRS



DL-43-LEDM11-BAR



DL-45-LEDM7-BAR



# DIRECTIONAL LIGHTS

## DL-43-LEDM11



TYPE

### SPECIFICATIONS

**CONSTRUCTION:** Cast aluminum or Cast brass integrated heat sink base; matching cast adjustable swivel with 240° rotation; Extruded aluminum, brass or copper housing (copper housing has brass base)

**LENS:** High impact clear tempered convex glass

**O-RING:** 2x High temperature red silicone

**LIGHT SOURCE:** Integrated 590 lumen 11w LED module (equivalent to 50w halogen) with 6 high power Cree XP-G LEDs; 50,000 hours average rating. 2800k color temperature.

**OPTICS:** Interchangeable spot (15°), flood (40°), wide flood (60°) and 160° very wide flood (no optics)

**12v DRIVER:** Integrated on-board, no external driver required. 12v AC/DC input. Voltage range 9-18v; Optimum operating range 12v-15v

**120v DRIVER: HW-1212LED\*** 120v Input, 12v AC output LED Driver

**120v/277v DRIVER: HW-12-20MVLED\*** 90v-277v Input, 12v DC output LED Driver

\*Must use FA-26 mounting post or junction box

**WIRING:** Black 3 foot 18/2 zip cord from base of fixture (12v only)

For 25 foot 16/2 fixture lead wire add -25F to catalog number.

**CONNECTION:** FA-05 Quick Connector (not supplied) from fixture to main cable (12/2, 10/2 or 8/2 only)

**MOUNTING:**

Aluminum model: FA-03 black 9" ABS stake, tapped 1/2" NPS

Brass & Copper models: FA-03-LG large black 9" ABS stake, tapped 1/2" NPS

**FINISH:** Aluminum - Black texture polyester powder coat. Optional finishes available.

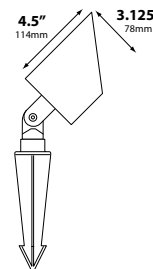
Brass & Copper - Unfinished. Optional finishes available.



DL-43-LEDM1140-BLT

### ORDERING INFORMATION

CATALOG NO.	DESCRIPTION	LAMP	SHIP WEIGHT
DL-43-LEDM1115-BLT	Aluminum Bullet, 15° Optics	11w LED Module	3.0 lbs.
DL-43-LEDM1140-BLT	Aluminum Bullet, 40° Optics	11w LED Module	3.0 lbs.
DL-43-LEDM1160-BLT	Aluminum Bullet, 60° Optics	11w LED Module	3.0 lbs.
DL-43-LEDM11WF-BLT	Aluminum Bullet, No Optics	11w LED Module	3.0 lbs.
DL-43-LEDM1115-BRS	Brass Bullet, 15° Optics	11w LED Module	5.0 lbs.
DL-43-LEDM1140-BRS	Brass Bullet, 40° Optics	11w LED Module	5.0 lbs.
DL-43-LEDM1160-BRS	Brass Bullet, 60° Optics	11w LED Module	5.0 lbs.
DL-43-LEDM11WF-BRS	Brass Bullet, No Optics	11w LED Module	5.0 lbs.
DL-43-LEDM1115-COP	Copper Bullet, 15° Optics	11w LED Module	5.0 lbs.
DL-43-LEDM1140-COP	Copper Bullet, 40° Optics	11w LED Module	5.0 lbs.
DL-43-LEDM1160-COP	Copper Bullet, 60° Optics	11w LED Module	5.0 lbs.
DL-43-LEDM11WF-COP	Copper Bullet, No Optics	11w LED Module	5.0 lbs.



Beam Type	Angle	Visual Indicator
Spot	15°	Red Dot
Flood	40°	Green Dot
Wide Flood	60°	Blue Dot



### BEAM/GLARE CONTROL ACCESSORIES

FA-08-DL-42-21	Round 1/4" Hex Cell Louver
FA-35-DL-42-GREEN	Green Acrylic Insert Lens
FA-11-DL-42-BLUE	Blue Tempered Glass Insert Lens
FA-11-DL-42-GREEN	Light Green Tempered Glass Insert Lens
FA-11-DL-42-AMBER	Amber Tempered Glass Insert Lens
FA-11-DL-42-RED	Red Tempered Glass Insert Lens
FA-104-DL-42-SB	Wide Spread Sandblasted Glass Insert Lens Softener



#### JOB INFORMATION

Type: \_\_\_\_\_ Date: \_\_\_\_\_

Job Name: \_\_\_\_\_

Cat. No.: \_\_\_\_\_

Lamp(s): \_\_\_\_\_

Specifier: \_\_\_\_\_

Contractor: \_\_\_\_\_

Notes: \_\_\_\_\_

FOCUS INDUSTRIES INC.® [www.focusindustries.com](http://www.focusindustries.com)  
 25301 COMMERCENTRE DRIVE [sales@focusindustries.com](mailto:sales@focusindustries.com)  
 LAKE FOREST, CA 92630 (949) 830-1350 • FAX (949) 830-3390

Black Texture (Standard)	Antique Verde	Bronze Texture	Camel	White Texture	Hunter Texture	Rust	Weathered Iron	Weathered Brown	Stucco	Rubbed Verde	Chrome Powder	Acid Rust	Acid Verde	Black Acid Treatment
-BLT	-ATV	-BRT	-CAM	-WTX	-HTX	-RST	-WIR	-WBR	-STU	-RBV	-CPR	-BAR/CAR	-BAV/CAV	-BAT



# DIRECTIONAL LIGHTS

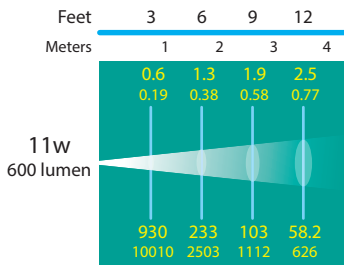
## DL-43-LEDM11

TYPE

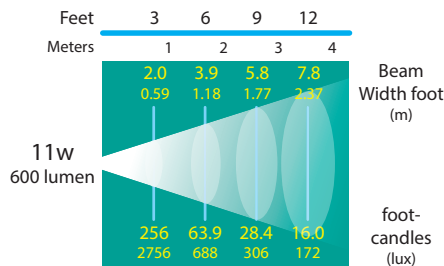
### MOUNTING ACCESSORIES

**FA-03-BRS**: 9.00" 229mm height, 2" 51mm width.  
**FA-03-LG**: 9.00" 229mm height, 3" 76mm width.  
**FA-03-RX-BRS**: 7.00" 178mm height, 2" 51mm width.  
**FA-24-BRS**: 0.9" 23mm height, 3" 76mm width.  
**FA-22-CST-BRS**: 5.75" 146mm height, 3.50" 89mm width, 1.125" 29mm depth.  
**FA-24MD-CST-T-BRS (10"-41")**: 2.65" 67mm height, 1.4" 36mm width.  
**FA-24-MD-CST-BRS**: 2.65" 67mm height, 1.4" 36mm width.  
**FA-24-MD-CST-PC-BRS**: 2.65" 67mm height, 1.4" 36mm width.  
**FA-01-BRS**: 15" 381mm height, 1.63" 41mm width.  
**FA-24-MD-CST-POST-BRS**: 13" 330mm height, 2.65" 67mm width.  
**FA-24-MD-CST-POST2-BRS (telescopic)**: Telescopic to 26", 16" 406mm height.  
**C/FA-25/-26/-BRS**: 20" 508mm height, 3" 76mm width.  
**FA-24-LG-CST-BRS**: 4.75" 121mm height, 0.875" 22mm width.  
**FA-24-LG-SPUN-COP**: 0.875" 22mm height, 4.75" 121mm width.  
**FA-111-T-BRS (10"-41")**: 2.65" 67mm height, 1.4" 36mm width.  
**FA-111-T-BRS (10"-41")**: 2.65" 67mm height, 1.4" 36mm width.  
**FA-24-T-BRS (10"-41")**: 2.65" 67mm height, 1.4" 36mm width.  
**FA-24-T-BRS (10"-41")**: 2.65" 67mm height, 1.4" 36mm width.  
**FA-30-4-PVC-BRS**: 4" 102mm height, 8" 203mm width.  
**FA-30-8-PVC-BRS**: 8" 203mm height, 26" 660mm width.  
**FA-30**, **FA-31**, **FA-32**, **FA-33**, **FA-34**: 10" 254mm, 13" 330mm, 16" 406mm, 21" 533mm, 26" 660mm heights respectively.

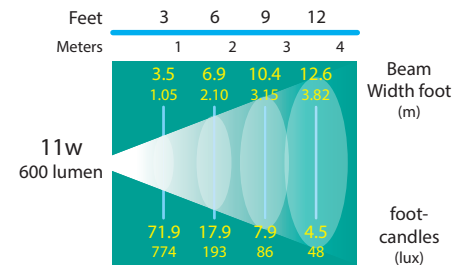
### LIGHT DISTRIBUTIONS AND PHOTOMETRICS



**DL-43-LEDM1115**  
15° SPOT



**DL-43-LEDM1140**  
40° FLOOD



**DL-43-LEDM1160**  
60° WIDE FLOOD