



landscape • entertainment • architectural • hospitality • illumination

RXP-01/02 SERIES DIRECTIONAL LIGHTS





PATH LIGHTS RXP-01/-02 SERIES



TYPE

SPECIFICATIONS

CONSTRUCTION: Aluminum tube shield bullet & cast aluminum swivel with 240° rotation with aluminum stem. Copper tube shield bullet and cast brass adjustable swivel with 240° rotation. Brass stem

LENS: High impact clear tempered flat glass

O-RING: High temperature red silicone

LAMP SUPPLIED: 20w MR16 FL(BAB) 5000 hours average rating (35w max copper 50w max aluminum)

LAMP OPTIONS: We recommend 50,000 hour ARROW 4w LED (-LED) or 40,000 hour 5w (-LED5) or 7w (-LED7) ARROW Super Saver LED

SOCKET: High temperature ceramic GU5.3 bi-pin with 250°C silicone lead wires

WIRING: Black 3 foot 18/2 zip cord from base of fixture (12v only)
For 25 foot 16/2 fixture lead wire add -25F to catalog number.

CONNECTION: FA-05 Quick Connector (not supplied) from fixture to main cable (12/2, 10/2 or 8/2 only)

MOUNTING: FA-03 LG black 9" ABS stake threaded 1/2" NPS

FINISH: Aluminum-Black texture polyester powder coat. Optional finishes available.
Copper-Unfinished copper. Optional finishes available.



IP54



RXP-02-COP

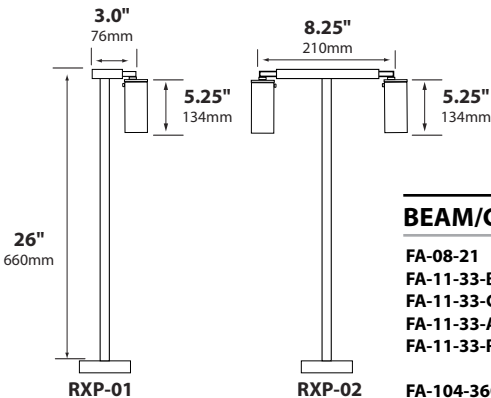
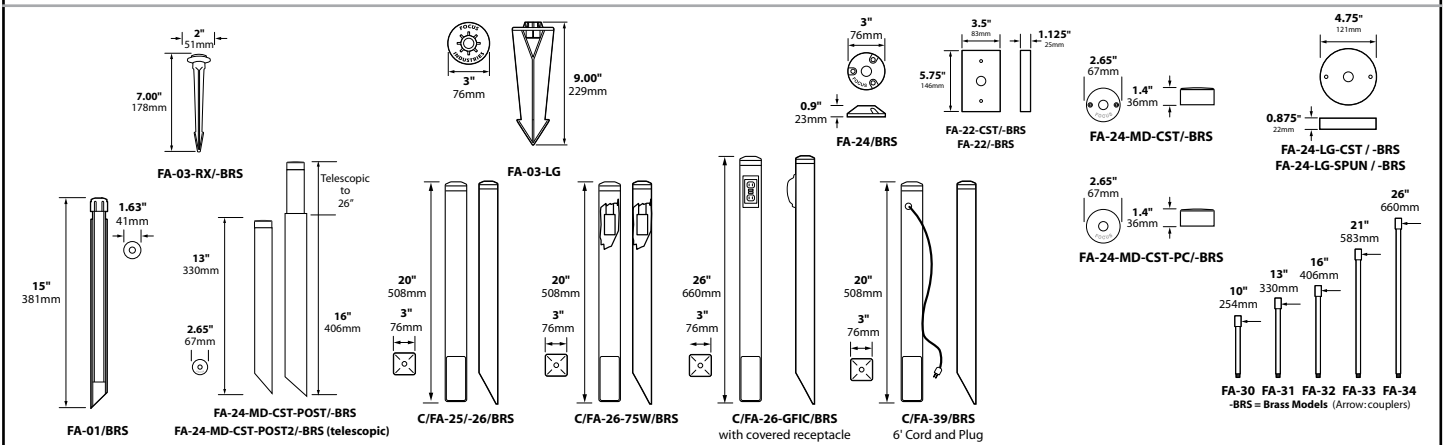
RXP-01-COP

LAMP AND STAKE **INSTALLED** TO SAVE YOU TIME AND MONEY

ORDERING INFORMATION

| CATALOG NO. | DESCRIPTION | LAMP | SHIP WEIGHT |
|-------------|---------------------------------|------------------|-------------|
| RXP-01-BLT | 1x 20w MR16 Aluminum Path Light | 20w MR16 FL(BAB) | 4.0 lbs. |
| RXP-02-BLT | 2x 20w MR16 Aluminum Path Light | 20w MR16 FL(BAB) | 5.0 lbs. |
| RXP-01-COP | 1x 20w MR16 Copper Path Light | 20w MR16 FL(BAB) | 2.5 lbs. |
| RXP-02-COP | 2x 20w MR16 Copper Path Light | 20w MR16 FL(BAB) | 3.0 lbs. |

MOUNTING ACCESSORIES



BEAM/GLARE CONTROL ACCESSORIES

- FA-08-21 Round 1/4" Hex Cell Louver
- FA-11-33-BLUE Blue Tempered Glass Lens
- FA-11-33-GREEN Green Tempered Glass Lens
- FA-11-33-AMBER Amber Tempered Glass Lens
- FA-11-33-RED Red Tempered Glass Lens

FA-104-36C16 Spread/Sandblasted Glass Lens Softener For Copper Series

FA-104-RXD02ALUM Spread/Sandblasted Glass Lens Softener For Aluminum Series



JOB INFORMATION

Type: _____ Date: _____

Job Name: _____

Cat. No.: _____

Lamp(s): _____

Specifier: _____

Contractor: _____

Notes: _____

FOCUS INDUSTRIES INC.
25301 COMMERCENTRE DRIVE
LAKE FOREST, CA 92630

www.focusindustries.com
sales@focusindustries.com
(949) 830-1350 • FAX (949) 830-3390

| Black Texture (Standard) | Antique Verde | Bronze Texture | Camel | White Texture | Hunter Texture | Rust | Weathered Iron | Weathered Brown | Stucco | Rubbed Verde | Chrome Powder | Terra Cotta | Acid Rust | Acid Verde | Black Acid Treatment |
|--------------------------|---------------|----------------|-------|---------------|----------------|------|----------------|-----------------|--------|--------------|---------------|-------------|-----------|------------|----------------------|
| -BLT | -ATV | -BRT | -CAM | -WTX | -HTX | -RST | -WIR | -WBR | -STU | -RBV | -CPR | -TRC | -BAR/CAR | -BAV/CAV | -BAT |

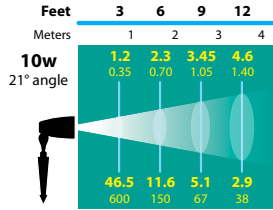


DIRECTIONAL LIGHTS RXP-01/-02 SERIES

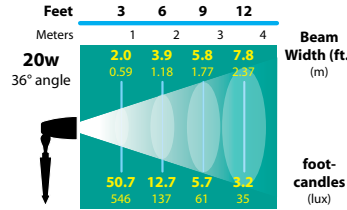


TYPE

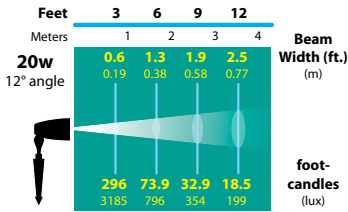
LIGHT DISTRIBUTIONS AND PHOTOMETRICS



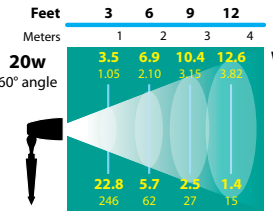
FL-13W-FG



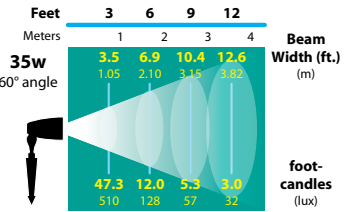
FL-13-BAB-FG



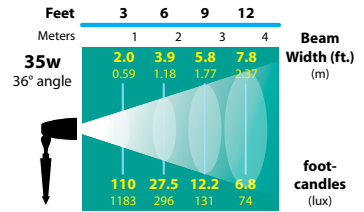
FL-13-ESX-FG



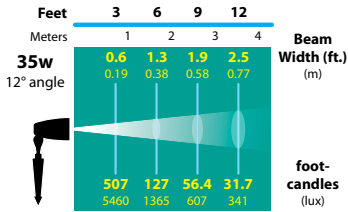
FL-13-VWFL-FG



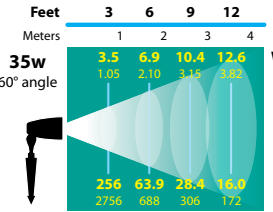
FL-15-FMW-60-FG



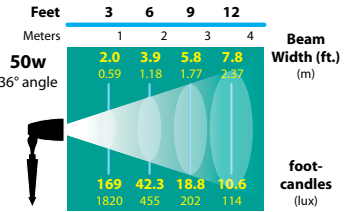
**FL-15-FMW-FG
FL-15-FMW-ULTRA**



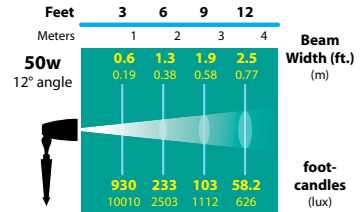
FL-15-FMT-FG



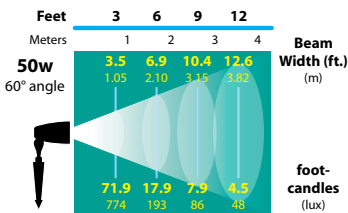
**FL-15-FMV-FG
FL-15-FMV-ULTRA**



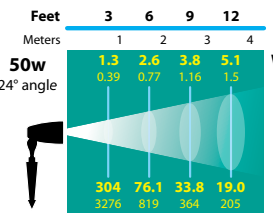
**FL-10-EXN-FG
FL-10-EXN-ULTRA**



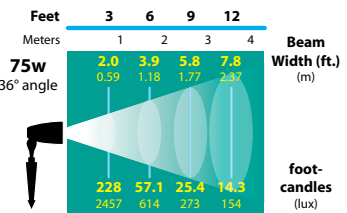
**FL-10-EXT-FG
FL-10-EXT-ULTRA**



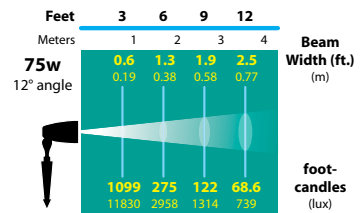
FL-10-VWFL-FG



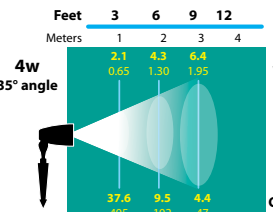
FL-10-EXZ-ULTRA



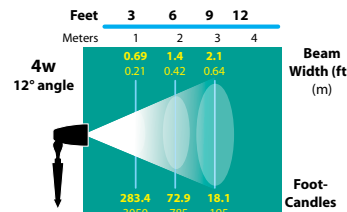
FL-13-EYC-FG



FL-20-EYF-FG



FL-LED-MR16-BAB



FL-LED-MR16-ESX