

RECTANGLE STEP LIGHTS 12V

4021

WAC

LANDSCAPE LIGHTING

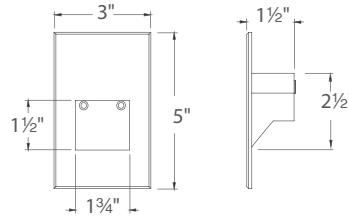


Fixture Type:

Catalog Number:

Project: _____

Location: _____



PRODUCT DESCRIPTION

Vertical rectangle step light designed for safety and style on stairways, patios, decks, balcony areas, walkways and building perimeters.

Features an architectural design. Energy efficient for long-lasting outdoor lighting solutions. Creates an attractive, romantic impression at night.

FEATURES

- Solid die-cast brass, corrosion resistant aluminum alloy, or cast stainless steel construction
- IP66 Rated, protected against high-pressure water jets
- Conveniently adapts into existing 12V system
- Invisible hardware
- Maintains constant lumen output against voltage drop
- UL 1838 listed

SPECIFICATIONS

Input: 9-15VAC (transformer is required)
Power: 2W / 3.1VA
CRI: 90
Mounting: Fits into 2" x 4" J-Box with minimum inside dimensions of 3"L x 2"W x 2"H. Includes bracket for J-Box mount.
Rated Life: 60,000 hours

ORDERING NUMBER

		Color Temp	CRI	Finish	Lumens	
4021	12V	27	2700K	90	BK Black on Aluminum	17
					BZ Bronze on Aluminum	17
					WT White on Aluminum	38
	30	3000K	90	BK Black on Aluminum	17	
				BZ Bronze on Aluminum	17	
				WT White on Aluminum	38	
				SS Cast Stainless Steel	23	
	AM	Amber	-	BBR Bronze on Brass	11	
				BK Black on Aluminum	11	
BZ Bronze on Aluminum				11		
WT White on Aluminum				23		
					SS Cast Stainless Steel	14

4021-_____

Example: 4021-30BK

wacighting.com
 Phone (800) 526.2588
 Fax (800) 526.2585

Headquarters/Eastern Distribution Center
 44 Harbor Park Drive
 Port Washington, NY 11050

Central Distribution Center
 1600 Distribution Ct
 Lithia Springs, GA 30122

Western Distribution Center
 1750 Archibald Avenue
 Ontario, CA 91760

RECTANGLE STEP LIGHTS 12V

4021

WAC

LANDSCAPE LIGHTING

Magnetic Transformers

*Stainless Steel, 12-15V output, IP65 Rated, UL 1838 listed
See transformer spec sheet for details and accessories*



9075-TRN-SS
75W Max

9150-TRN-SS
150W Max

9300-TRN-SS
300W Max

9600-TRN-SS
600W Max

TESTED MAGNETIC LOW VOLTAGE (MLV) DIMMERS

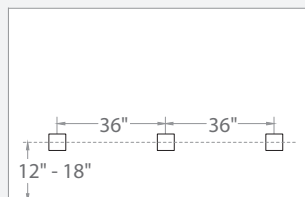
Luminaire	Dimmer					
	Manufacturer	Family	Model	Power Rating	Range*	Note
4021	Lutron	Diva	DVLV-600	600W	23% - 100%	
		Skylark	SLV-600P	600W	17% - 100%	Best performance
		Skylark	S-10P	1000W		Not recommended

*Low end of this range is determined by output current which may not directly translate to the perceived light output.

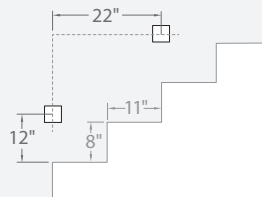
WAC Lighting fixtures are compatible with a variety of dimmers. For your convenience we have included a compatibility chart showing dimmers which have been tested with our products. The recommended list below is based upon testing conducted in a lab, and the results can vary in certain field applications due to a number of factors. Exclusion from the list does not imply incompatibility, just that it has not been tested by WAC Lighting. Please reference the dimmer manufacturer's instructions for installation, or contact a WAC lighting professional at 800-526-2588.

Spacing Recommendations for Optimal Light Distribution

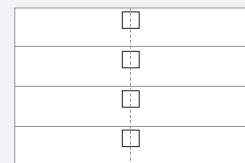
Corridors / Hallways



Stairs - Wall Mount



Stairs - Step Mount



Mount in center of stair as close to the upper tread as possible. For best results use one light per step for steps narrower than 5 feet

waclighting.com
Phone (800) 526.2588
Fax (800) 526.2585

Headquarters/Eastern Distribution Center
44 Harbor Park Drive
Port Washington, NY 11050

Central Distribution Center
1600 Distribution Ct
Lithia Springs, GA 30122

Western Distribution Center
1750 Archibald Avenue
Ontario, CA 91760