

InvisiLED® Pro Outdoor

24V Outdoor LED Tape Light

WAC LIGHTING

Responsible Lighting®



Fixture Type:

Catalog Number:

Project:

Location:

PRODUCT DESCRIPTION

Pro Outdoor is great for any and all outdoor accent lighting applications. Double insulated silicon encasement and distinct electrical and mechanical junctions make for a superior watertight custom system.

FEATURES

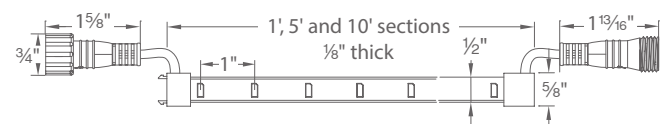
- IP-68 rated, allows for submersion up to five feet
- Power supply is UL and CUL listed
- Wet location listed
- Ultra thin profile at 1/8"
- Diodes spaced evenly at 1" on center
- Minimum run length of 1'
- May be field cut every 6" and at the end of a run
- Unique tape section connections ensure even LED spacing and no dark spots
- Four mounting options provided for different surfaces
- 80,000 hour rated life
- 5 year WAC Lighting product warranty

SPECIFICATIONS

- Construction:** Flexible, silicone cased tape light.
Indicating marks on back for field cutting.
- Power Supply:** Remote electronic Class 2 transformers with 24V AC/DC
96W output.
- Light Source:** 12 LEDs per foot
- Dimming:** May be dimmed with electronic low voltage (ELV) dimmer.
- Operating Temp:** -40°F to 122°F (-40°C to 50°C), relative humidity 95%.
- Standards:** UL & CUL listed for wet locations.

ORDER NUMBER - TAPE SECTION

Model	Color Temp	CRI	Watts/ft	Lumens/ft	Length	Color
LED-TO2427	2700K				1 1 foot	WT
LED-TO2430	3000K	90	3.5	220	5 5 feet	
LED-TO2435	3500K				10 10 feet	



LED-TO24__-__-WT

Example: **LED-TO2435-10-WT**

wacighting.com

Phone (800) 526.2588

Fax (800) 526.2585

Headquarters/Eastern Distribution Center

44 Harbor Park Drive

Port Washington, NY 11050

Central Distribution Center

1600 Distribution Ct



Lithia Springs, GA 30122

Western Distribution Center

1750 Archibald Avenue

Ontario, CA 91760

Class 2 Power Supply (Required)

Type	Model	Input	Output	Max Run	Dim	
Remote Damp Location	 EN-OD24100-RB2-T	120VAC	24VAC / 96W	28 feet	ELV	Includes a 6 foot lead wire Minimum load of 1W
Remote Wet Location	 EN-O24100-RB2-T	120 - 277VAC	24VDC / 96W	28 feet	No	Class 2 rated Includes a 6 foot lead wire Minimum load of 1W

Accessories

Clear Channel		LED-TO24-CH5	5 feet	Rigid, non-flexible channel for mounting to a straight, solid surface.
Mounting Clip 1		LED-TO24-C1	10 pcs	For installation on non-flat surfaces where there is no edge contact. 2 clips per ft are recommended for straight runs.
Mounting Clip 2		LED-TO24-C2	10 pcs	For installation on non-flat surfaces, allows for contact on one edge. 2 clips per ft are recommended for straight runs.
Mounting Clip 3		LED-TO24-C3	10 pcs	For installation on non-flat surfaces, allows for contact on both edges. 2 clips per ft are recommended for straight runs.
Joiner Cable		LED-TO24-IC6 LED-TO24-IC12 LED-TO24-IC72 LED-TO24-IC120	6 in 12 in 72 in 120 in	Extends distance between Power Supply and Master Controller.
3-Way "Y" Connector		LED-TO24-Y		Connects tape sections
4-Way "X" Connector		LED-TO24-X		Connects tape sections
End cap		LED-TO24-EC		Use to terminate every run to protect against contaminants. Seal cut end with silicone after adding end cap.